



復盛應用科技股份有限公司

股票代號：6670

2020第三季法人說明會

2020/12/10

營運成果

產業概況

民盛應用

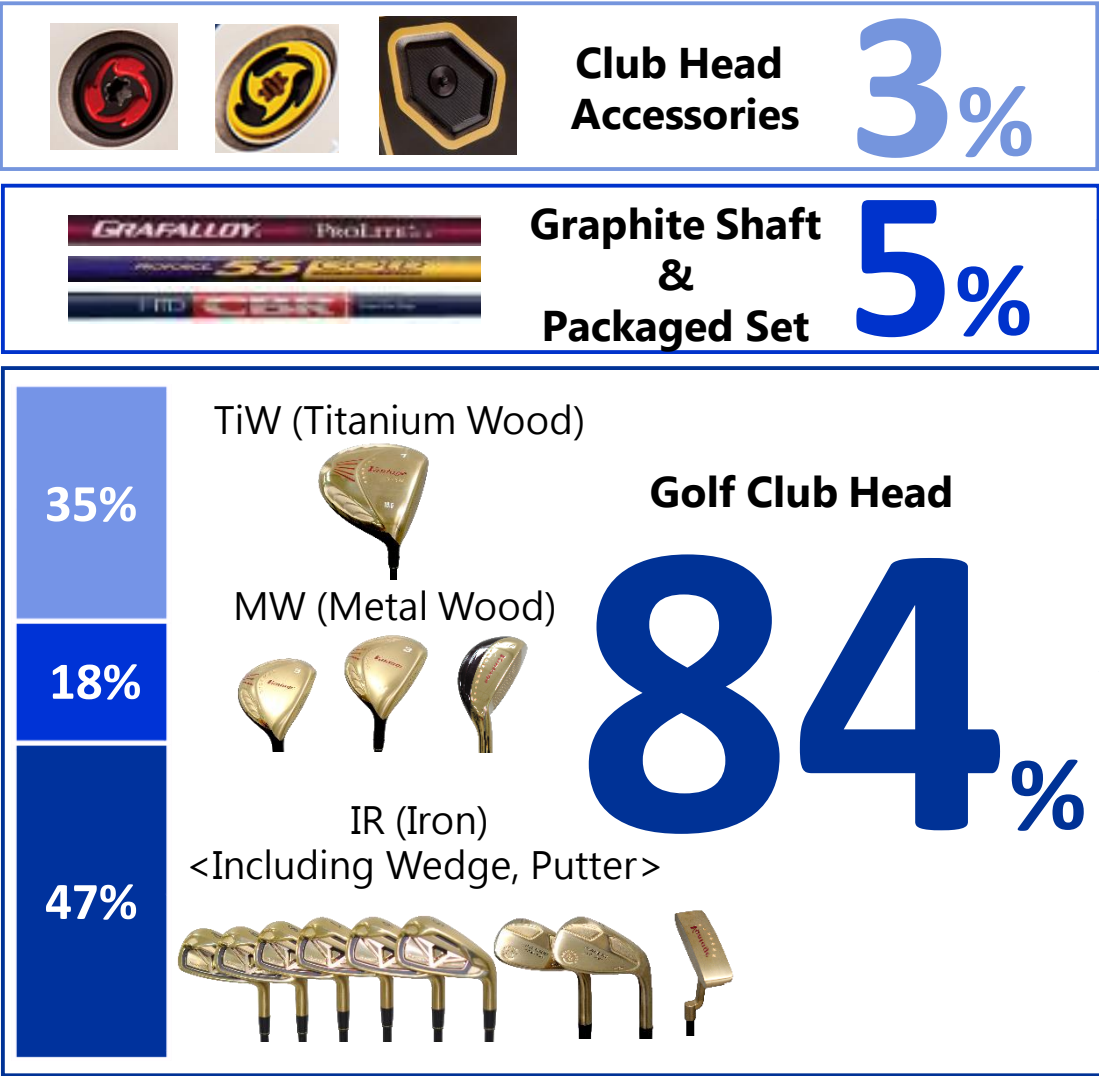
Q&A



綜合損益表

單位:新台幣/百萬元	2020/Q3	2020/Q2	QoQ	2020/Q1~Q3	2019/Q1~Q3	YoY
營業收入淨額	3,087.0	2,560.7	20.6%	9,274.0	12,119.4	-23.5%
營業毛利	669.5	479.3	39.7%	2,013.0	2,964.0	-32.1%
營業淨利	281.5	142.2	98.0%	907.5	1,803.7	-49.7%
稅前淨利	210.2	140.4	49.7%	870.7	1,937.2	-55.1%
歸屬於母公司業主	132.8	79.5	67.0%	642.4	1,445.8	-55.6%
EPS	1.01	0.61	65.6%	4.90	11.03	-55.6%
EBITDA	400.0	261.1	53.2%	1,264.1	2,128.7	-40.6%
營業毛利率 (%)	21.7%	18.7%	3.0%	21.7%	24.5%	-2.8%
營業淨利率 (%)	9.1%	5.6%	3.6%	9.8%	14.9%	-5.1%
稅前淨利率 (%)	6.8%	5.5%	1.3%	9.4%	16.0%	-6.6%
EBITDA (%)	13.0%	10.2%	2.8%	13.6%	17.6%	-4.0%

2020前三季銷售分析



資產負債表

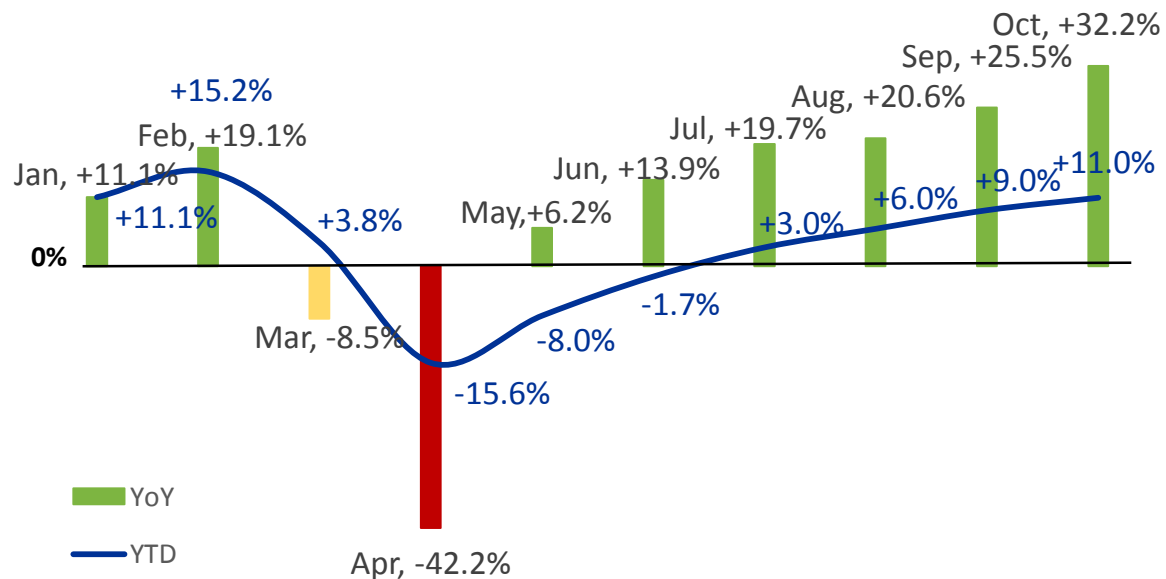
單位:新台幣/百萬元	2020/9/30	%	2019/12/31	%	2019/9/30	%
現金	2,886	25.1%	2,666	22.6%	2,169	20.8%
應收帳款	2,303	20.1%	3,065	25.9%	2,677	25.6%
存貨	1,920	16.7%	2,118	17.9%	1,872	17.9%
流動資產	7,728	67.3%	8,385	70.9%	7,266	69.6%
不動產、廠房及設備	2,676	23.3%	2,612	22.1%	2,445	23.4%
使用權資產	373	3.2%	409	3.5%	281	2.7%
非流動資產	3,754	32.7%	3,435	29.1%	3,181	30.4%
資產	11,481	100.0%	11,821	100.0%	10,447	100.0%
銀行借款	1,494	13.0%	894	7.6%	748	7.2%
應付帳款	1,713	14.9%	2,271	19.2%	2,009	19.2%
其他應付款	988	8.6%	1,054	8.9%	999	9.6%
流動負債	4,704	41.0%	4,641	39.3%	4,042	34.2%
租賃負債	213	1.9%	241	2.0%	128	1.1%
淨確定福利負債	129	1.1%	136	1.2%	114	1.0%
非流動負債	497	4.3%	537	4.5%	439	3.7%
負債	5,202	45.3%	5,178	43.8%	4,481	42.9%
股本	1,310	11.4%	1,310	11.1%	1,310	11.1%
資本公積	1,664	14.5%	1,664	14.1%	1,664	15.9%
保留盈餘	3,503	30.5%	3,909	33.1%	3,199	27.1%
其他權益	(566)	-4.9%	(569)	-4.8%	(515)	-4.4%
非控制權益	368	3.2%	328	2.8%	308	2.6%
權益	6,280	54.7%	6,643	56.2%	5,967	57.1%

營運成果
產業概況
民盛應用
Q&A



COVID-19 Impact

US Rounds Played – 2020 vs. 2019



Source: National Golf Foundation

2020 Q3 U.S. golf equipment retail sales > \$1 billion

- An all-time Q3 record since started tracking in 1997
- +42%, comparing to 2019 Q3
- +18%, comparing to previous Q3 record high of \$852 million in 2007
- The second highest quarter in 30+ years, only 2008 Q2 was slightly higher, at \$1.013 billion – a period capped by Tiger Woods' last major victory

Source: National Golf Foundation

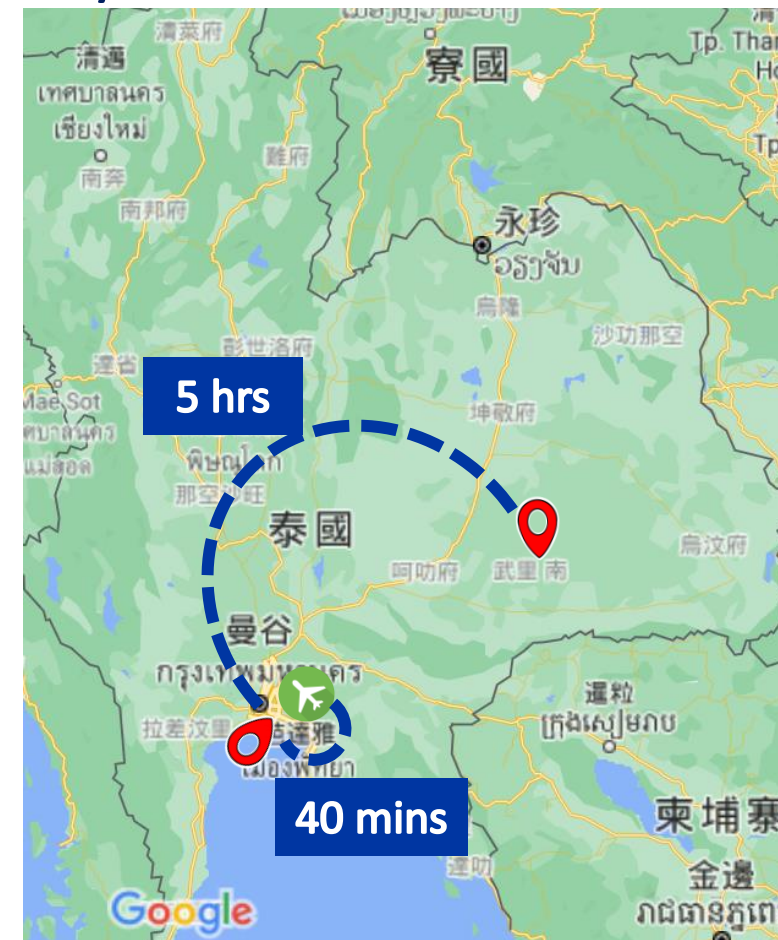
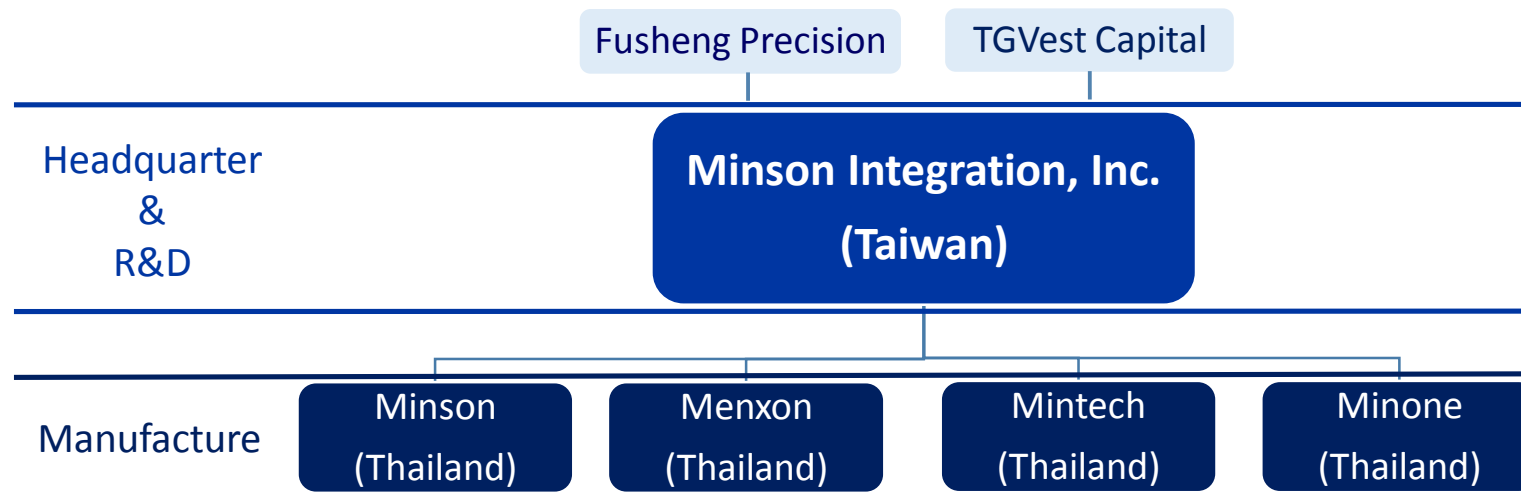
營運成果
產業概況
民盛應用
Q&A



公司簡介

Minson Integration, Inc.

- A leading manufacturer of ice and extreme sports equipment on OEM/ODM basis
- Strong capability of highly integrating three major skills – stitching technique, plastic injection and metal stamping
- Accumulated decades of manufacturing experience
- Headquartered in Taipei, R&D center in Taoyuan
- 6 production sites in Thailand



主要產品



綜效

What we can achieve together

- Global Logistics
- Customer Sharing
- Four Seasons Sports
- New Product Solutions

What we complement each other

- Nature
- Production Sites
- Materials
- Products
- Techniques

FSP

Summer Sports

Taiwan, China, Vietnam, US

Metal, Carbon Fiber

Golf Clubs, Baseball Bats

Casting, Carbon Fiber Forming

Minson

Winter Sports

Thailand

Leather, Plastic

Skates, Boots, Protective Gears

Stitching, Plastic Injection, Metal Stamping

What we have in common

- OEM/ODM business model
- Premium outdoor activities equipment
- International renowned sport brands customers portfolio
- Proficient in managing labor-intensive and multi-step manufacturing process



Q & A

